

Power PCB Relay RPII/2

- 2 pole 8 A, 2 form C (CO) or 2 form A (NO) contacts
- 4 kv/8 mm coil contact
- Twin contacts available



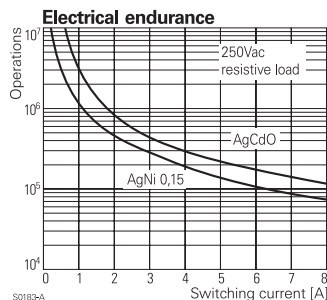
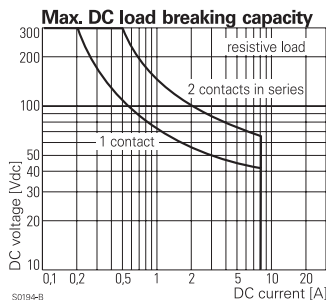
Applications
Domestic appliances, UPS



Approvals	
VDE Cert. No. 40025448, UL E214024	
Technical data of approved types on request	

Contact Data	
Contact configuration	2 form C (CO) or 2 form A (NO)
Rated voltage / max.switching voltage AC	250 VAC
Max. switching voltage	400 VAC
Rated voltage	8 A (UL: 10A)
Limiting making capacity, max 4 s, duty factor 10%	14 A
Breaking capacity max.	2000 VA
Contact material	AgCdO, AgNi0.15 gold flashed
Frequency of operation with / without load	600 / 72000 h ⁻¹
Operate/release time typ.	9/3 ms
Bounce time typ., form A/form B	2/3 ms

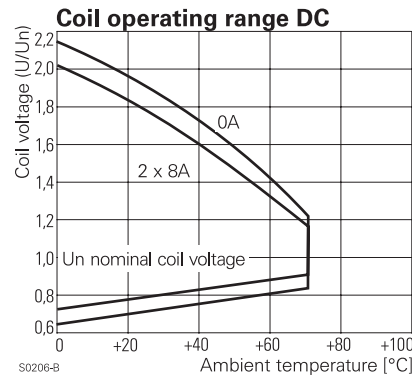
Contact ratings			
Type	Contact	Load	Cycles
IEC61810			
RP420/421	A (NO)	8A, 250 VAC, resistive, 35°C	100x10 ³
RP420	A (NO)	5A, 250 VAC, resistive, 70°C	30x10 ³
UL508			
RP420	C (CO)	10A, 250 VAC, gen. purp, 70°C	6x10 ³



Coil Data	
Coil voltage range	5 to 110VDC
Operative range, IEC 61810	2

Coil versions, DC coil					
Coil code	Rated voltage VDC	Operate voltage VDC	Release voltage VDC	Coil resistance Ω±10% ¹⁾	Rated coil power mW
005	5	3.5	0.5	54	500
006	6	4.2	0.6	68	500
012	12	8.4	1.2	270	500
024	24	16.8	2.4	1100 ¹⁾	500
048	48	33.6	4.8	4400 ¹⁾	500
060	60	42.0	6.0	6540 ¹⁾	500
110	110	77.0	11.0	23100 ¹⁾	500

¹⁾ Coil resistance ±15%.
All figures are given for coil without pre-energization, at ambient temperature +20°C.
Other coil voltages on request.



Insulation Data	
Initial dielectric strength	
coil-contact circuit	4000V _{rms}
open contact circuit	1000V _{rms}
adjacent contact circuits	2500V _{rms}
Clearance/creepage	
coil-contact circuit	≥8/8mm
Material group of insulation parts	IIIa

Power PCB Relay RPII/2 (Continued)

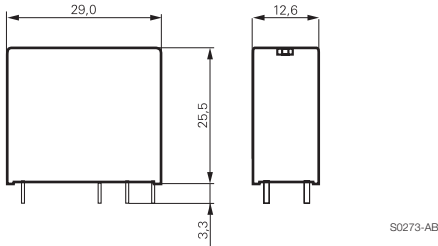
Other Data

Material compliance: EU RoHS/ELV, China RoHS, REACH, Halogen content refer to the Product Compliance Support Center at www.te.com/customersupport/rohssupportcenter

Ambient temperature	-40 to +70°C
Category of environmental IEC 61810	RTII - flux proof, RTIII - wash tight
Vibration resistance (functional), form A/form B, 30 to 150Hz	11/1.5g
Shock resistance (destructive)	100g
Terminal type	PCB-THT
Resistance to soldering heat THT, IEC 60068-2-20	
flux-proof version	270°C / 10s
wash-tight version	260°C / 5s
Relay weight	18g
Packaging unit	tube/20 pcs., box/500 pcs.

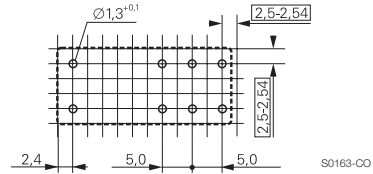
Dimensions

Dimensions in mm

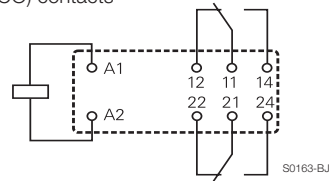


PCB layout / terminal assignment

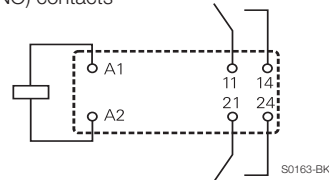
Bottom view on solder pins
Dimensions in mm



2 form C (CO) contacts



2 form A (NO) contacts



Product code structure

Typical product code **RP 4 2 0 024**

Type

RP Power PCB Relay RPII/2

Version

4 8A, flux proof **8** 8A, wash tight

Contact arrangement

2 2 form C (2 CO) **4** 2 form A (2 NO)

Contact material

1 AgNi0.15 gold flashed **0** AgCdO

Coil

Coil code: please refer to coil versions table

Product code	Version	Contacts	Cont. material	Pinning	Part number	
RP420006	Flux proof, 8A	2 form C (CO) contacts	AgCdO	6VDC	4-1393234-8	
RP420012				12VDC	5-1393234-0	
RP420024				24VDC	5-1393234-1	
RP420048				48VDC	5-1393234-2	
RP421012	Wash tight, 8A	2 form A (NO) contacts	AgNi0.15	12VDC	6-1393234-7	
RP421024				24VDC	6-1393234-8	
RP421110				110VDC	7-1393234-1	
RP820012				12VDC	9-1393234-0	
RP820024			AgCdO	24VDC	9-1393234-2	
RP821012				AgNi0.15	12VDC	1393845-4
RP821024					24VDC	1393845-5

This list represents the most common types and does not show all variants covered by this datasheet. Other types on request.

X-ON Electronics

Authorized Distributor

Click to view similar products for [General Purpose Relays](#) category:

[013931472](#) [013932171](#) [013932172](#) [013932178](#) [013932193](#) [013932196](#) [013932309](#)
[013932368](#) [013932398](#) [013932404](#)